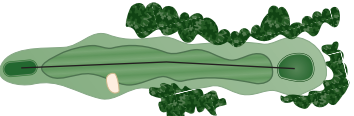


**1**  
Par 4



The opening tee shot provides sweeping views and a generous fairway. Cautiously choose the correct club as the green pitches away from you.

**2**  
Par 4




This long narrow Par 4 provides the hardest tee shot on the golf course. A good tee shot sets up a long to mid iron approach to an elevated green that runs away from the player.

**3**  
Par 4



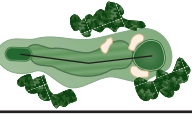
This short Par 4 allows for a risk and reward option. Conservative players can drive the ball 180 yards and leave a short iron in their hand, while long hitters can challenge the green complex with 4 bunkers surrounding it.

**4**  
Par 4



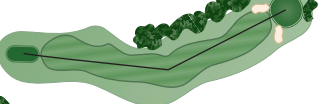
This relatively short Par 4 allows players to use a driver or a fairway metal right off the tee, leaving themselves with a short to mid iron approach. Starting at this hole, keeping the ball below the pin location is a premium.

**5**  
Par 3



This mid length Par 3 provides a generous green surface to receive shots. However, placement on the green is of the utmost importance due to the severe slope from back to front.

**6**  
Par 4



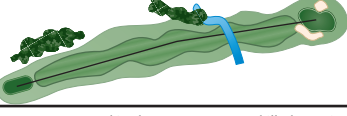
The longest Par 4 on the course starts with a blind tee shot. The line chosen will determine the length of the second shot. Again the green pitches back to front so distance control is imperative. Par is a great score.

**7**  
Par 4



This average length Par 4 gives the player many options off the tee. The green is long and narrow so understanding and controlling yardage effectively can lead to birdies.

**8**  
Par 5



This long Par 5 requires every shot in the bag. A brook running across the fairway leaves golfers choosing to lay up or go for it on their 2nd shot. A dramatically sloped green provides additional challenges to complete the hole in 5.

**9**  
Par 5



This short Par 5 runs uphill the entire way. Longer players have a chance to go for this small green in 2. If you choose to lay up, choose your yardage accordingly as the false front can wreak havoc on a misplayed 3rd shot.



USGA RULES  
 Govern all Play



55 Lee Road, Route 20 • Lenox, Massachusetts 01240  
 WYNDHURSTMANORANDCLUB.COM



A Stiles and Van Kleeck Design  
 -1926-



WYNDHURST



MANOR & CLUB

Take it All In  
Runway  
Risk Taker  
Gleneagles Gambit  
Sinister  
Blinds Bend  
Take a Breath  
Five is an Eternity Away  
Green Mile  
Rejuvenate

The March Continues  
Beecher's Run  
Crooked Pine  
Fairwynd's Shoot  
Pond Jump  
Arb's Alley  
Marsh  
Home is Around the Corner  
The Hills of Heaven  
Reflect  
Recommit

Club Associates  
(800) 438-8726

HOLE	1	2	3	4	5	6	7	8	9	Out	10	11	12	13	14	15	16	17	18	In	Tot	Hcp	Net	
BLACK	364	411	273	345	202	461	328	509	485	3378	409	523	161	408	168	328	233	392	403	3025	6403			
GOLD	347	405	263	345	146	426	315	495	475	3217	389	484	144	373	148	315	185	370	369	2777	5994			
GREEN	301	389	256	198	125	357	307	404	392	2729	335	409	140	325	145	301	155	270	335	2415	5144			
MEN'S HCP	16	1	12	10	5	2	15	7	13		8	11	18	9	17	14	4	6	3					
PAR Men/Women	4	4	4	4	3	4	4	5	5	37	4	5	3	4	3	4	3	4	4	34	71			
Match +0-																								
LADIES' HCP	16	1	12	10	5	2	15	7	13		8	11	18	9	17	14	4	6	3					
WHITE	296	271	251	190	120	283	212	399	375	2397	327	385	138	314	143	296	148	265	326	2342	4739			

Initials

Scorer: \_\_\_\_\_ Attest: \_\_\_\_\_ Tee Color BLACK  GREEN  Played: GOLD  WHITE  Date: \_\_\_\_\_ Hcp: \_\_\_\_\_ Net Score: \_\_\_\_\_

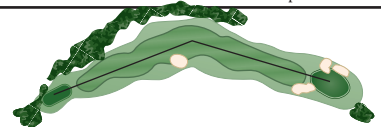
10  
Par 4




The formidable 10th hole is a long dogleg left. Two good shots get you home. The green has a ridge that runs through the middle so check the pin location to make sure you are in the correct area to make a putt.

11  
Par 5

This long Par 5 is pretty straight forward and a 3 shot hole for most. Keeping the second shot shaded to the right center of the fairway will avoid a cluster of pines on the left.




12  
Par 3



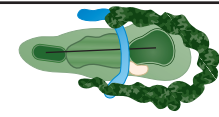
This short Par 3 12th hole seems tame on the card, however the leaning pine left of the green forces players to draw the ball or risk fading it over the tree.

13  
Par 4

This straight away Par 4 plays downhill. This is more prevalent on the second shot as the green also runs away. Taking 1 less club is advisable to get it on this green. Dramatic topographic contours create putts that can break multiple ways.



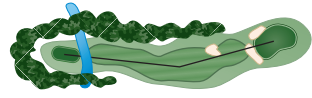
14  
Par 3



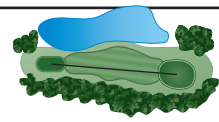
This mid length downhill Par 3 offers a generous landing area. The front of the green has a false front and the green in its entirety slopes back to front.

15  
Par 4

This narrow uphill Par 4 is short but the narrow tee shot offers out of bounds to the right and woods to the left. The second shot is Partially blind to a long narrow green surrounded by bunkers.



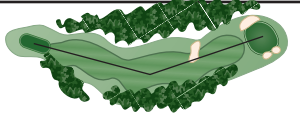
16  
Par 3



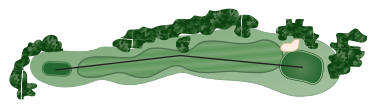
This long Par 3 begins a stretch of 3 difficult holes to finish your round. One of the largest greens on the course and multiple contours make putting a challenge even if you are lucky enough to find the surface.

17  
Par 4

The sharp dogleg left 17th is a challenge for players who fade. Drawers of the ball have distinct advantage. The sloped green is protected by 3 bunkers and slopes.



18  
Par 4



The long finishing hole provides the final challenge of the day. Steeply uphill from tee to a long narrow green. The panoramic green views turn this nightmare Par 4 into a dream no matter the number on your card.